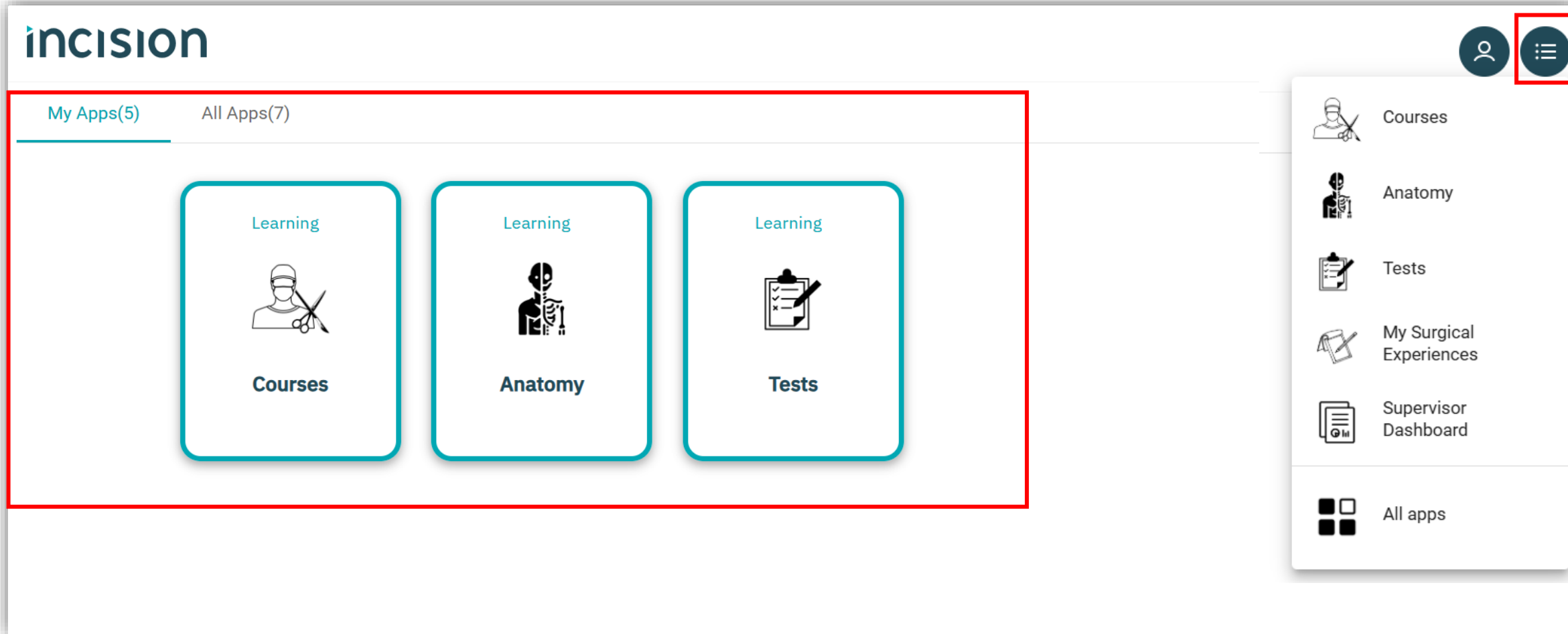


incision 簡易操作說明

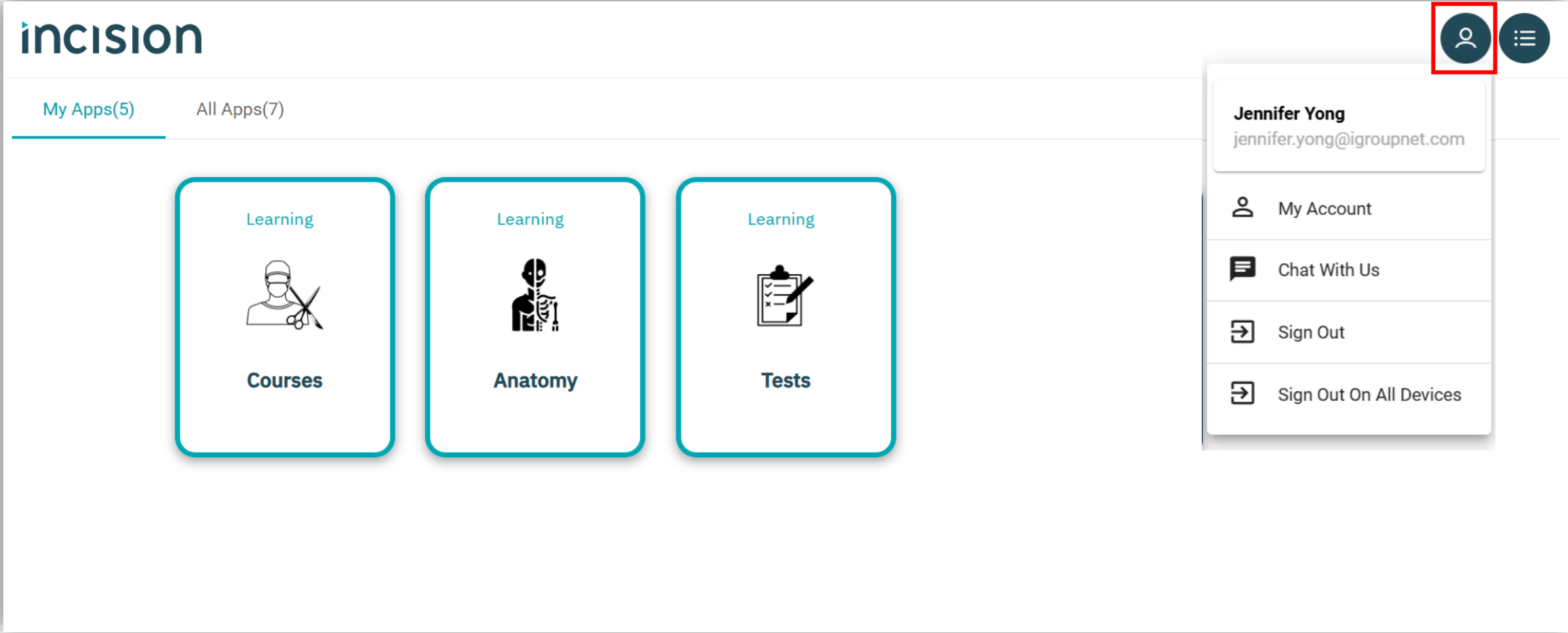
2025

Incision簡易操作說明

1. 進入[Incision Academy: sharpen your surgical skills](#)
2. 選擇課程、解剖圖鑑或是考試



3. 點擊人像管理個人帳號、聯繫Incision、登出



1. 點擊Courses進入課程
2. 依關鍵字搜尋，或是依照學科、方法、課程類型及語言篩選內容

The screenshot displays the 'incision' website interface. On the left, a sidebar shows 'My Apps(5)' and 'All Apps(7)'. A red box highlights the 'Courses' icon, which is labeled 'Learning' and 'Courses'. A red arrow points from this icon to the 'All Courses' tab in the main header. The main header includes 'All Courses', 'Collections', and 'Programs'. Below the header, there are three featured course cards: 'B|Braun Perfusor Space Spuitpomp', 'Cleaning, Disinfection and Sterilization of Instruments', and 'Anterior Approach to Acromioclavicular Joint'. The main content area shows '868 courses' with a search bar and several filter dropdowns: 'Discipline', 'Approach', 'Course type', and 'All languages'. The 'Discipline' dropdown is open, showing a list of medical disciplines. The 'Approach' dropdown is also open, showing various surgical approaches. The 'Course type' dropdown is open, showing different course formats. The 'All languages' dropdown is open, showing 'English' and 'Nederlands'. Below the filters, there are two course cards: '3M Bair Hugger' and '3M Ranger 24 Warming System'. The bottom right corner features a 'Feedback' button and a 'RECORD' icon.

2. 點選課程進入課程資訊，包含：

- 課程內容
- 課程總結
- 相關課程連結

3. 點擊 **To the course** 進入課程

The screenshot displays the Incision website interface for a course titled "Surgical Anatomy of Lateral Ankle Approach". The page is categorized under "Anatomy". It features a dark blue header with the course title, a small anatomical image of a lateral ankle, and a list of course features: "Explanation per structure" (1 chapter, 123 items), "Video guidance per layer" (Location of structures and their functionalities), "Detailed visualization" (Anatomy images), and "Certificate of completion" (7 questions). A red button labeled "To the course" is prominently displayed. Below the header, the "Course summary" section states that the course will teach the anatomy of the ankle, listing topics such as Bones, Connective tissue, Muscles and tendons, Blood vessels, and Nerves. It also includes a list of related courses like "Surgical Anatomy of the Abdominal Wall" and "Surgical Anatomy of the Hip". The page is designed with a clean, modern aesthetic, using a combination of dark blue, white, and red colors.

incision

Anatomy

Surgical Anatomy of Lateral Ankle Approach

To the course

36462 Certificates issued

Explanation per structure
1 chapter 123

Video guidance per layer
Location of structures and their functionalities

Detailed visualization
Anatomy images

Certificate of completion
7 questions

Course summary

Last revisited Sep 8, 2022

This **Anatomy - Ankle Lateral Approach** course will teach you anatomy of the ankle:

- Bones
- Connective tissue
- Muscles and tendons
- Blood vessels
- Nerves

You might also be interested in:

- Anatomy - Carpal tunnel
- Ankle - Anterior Approach
- Ankle -Medial Approach

Incision surgeon

AUTHOR

Related courses

Surgical Anatomy of the Abdominal Wall	Branches of the Abdominal Aorta
Surgical Anatomy of the Carpal Tunnel	Surgical Anatomy of the Colon
Embryological Rotation of the Midgut	Surgical Anatomy of Breast Lumpectomy
Surgical Anatomy of the Pelvic Autonomic Nerves	Surgical Anatomy of the Rectum
Surgical Anatomy of the Hip	Surgical Anatomy of the Wrist

4. 開始課程，於左側選擇內容，可能包含影片、講義、解剖圖鑑等

The screenshot displays the Incision platform interface. On the left, a sidebar lists course content: 'Full video', 'Explanation per structure', 'Anatomy - Ankle Lateral Approach', 'Images', and 'Course Info'. The 'Full video' option is highlighted with a red rectangle. The main content area shows the 'Full video' section, featuring a 'Video instruction' note and a large video player with the title 'ANATOMY - ANKLE LATERAL APPROACH'. The video player has a teal geometric pattern background and a play button icon. The Incision logo is visible in the top left and bottom left of the video player area. A 'Feedback' button is located on the right side of the interface.

incision All courses

Surgical Anatomy of Lateral Ankle Approach

Start test

Fu Full video

Explanation per structure →

Video instruction

Note: the textual information in our courses is leading. Not all required knowledge to pass the test is addressed in the video instruction.

incision ANATOMY - ANKLE LATERAL APPROACH

Feedback

5. 點擊Start Test開始測驗，複習該課程內容及檢核學習成效

The screenshot shows the Incision app interface. The top bar displays the Incision logo and 'All courses'. The main content area shows the course 'Surgical Anatomy of Lateral Ankle Approach' with a 'Full video' button and an 'Explanation per structure' link. A red box highlights the 'Start test' button, with a red arrow pointing to the test screen below.

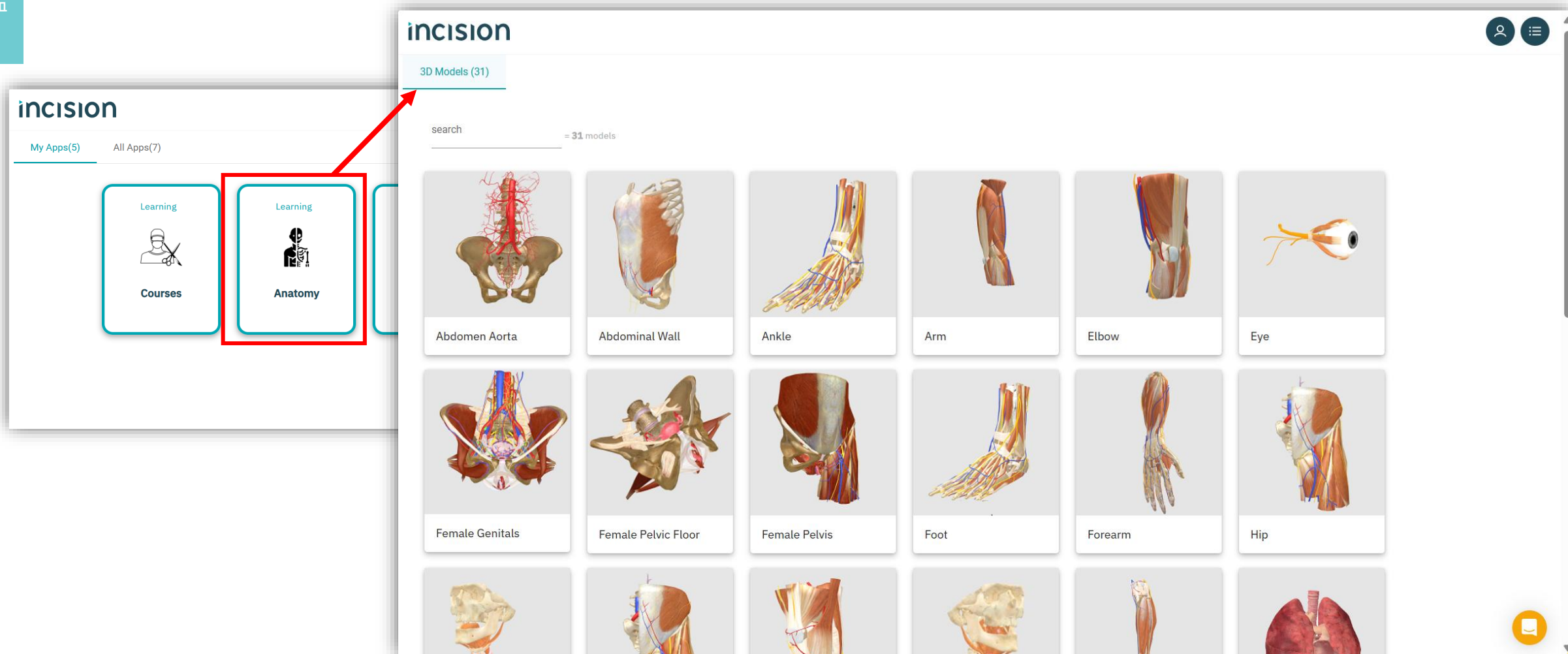
The test screen displays the course title 'Surgical Anatomy of Lateral Ankle Approach' and a progress indicator (1-7). The question is: 'What is the function of the gastrocnemius and soleus muscles?'. The options are:

- ☐ Eversion of the foot
- ☐ Inversion of the foot
- ☐ Plantar flexion of the metatarsals
- ☐ Plantar flexion of the foot
- ☐ Dorsiflexion of the foot

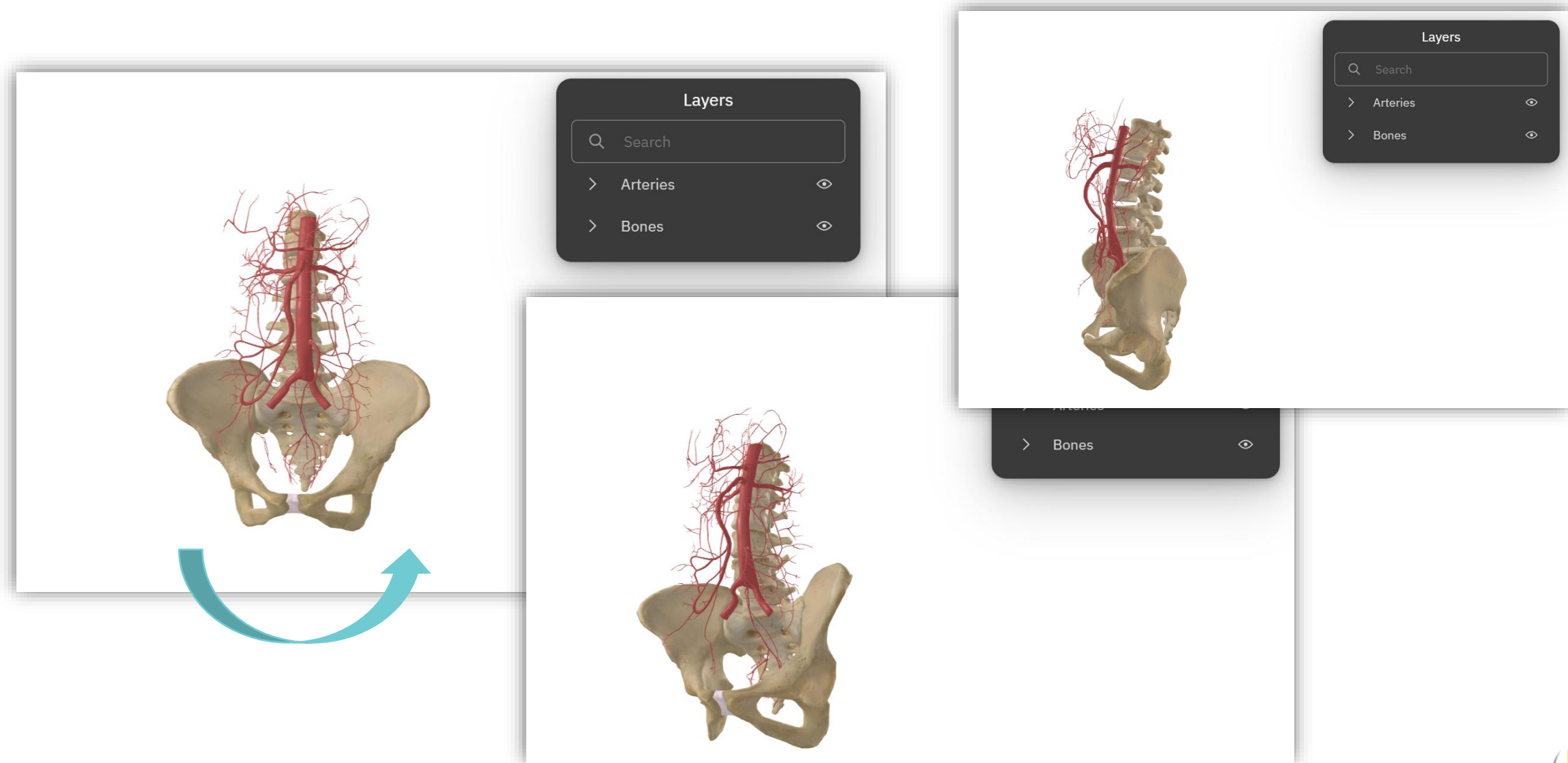
A 'Next' button is located at the bottom right of the test screen.



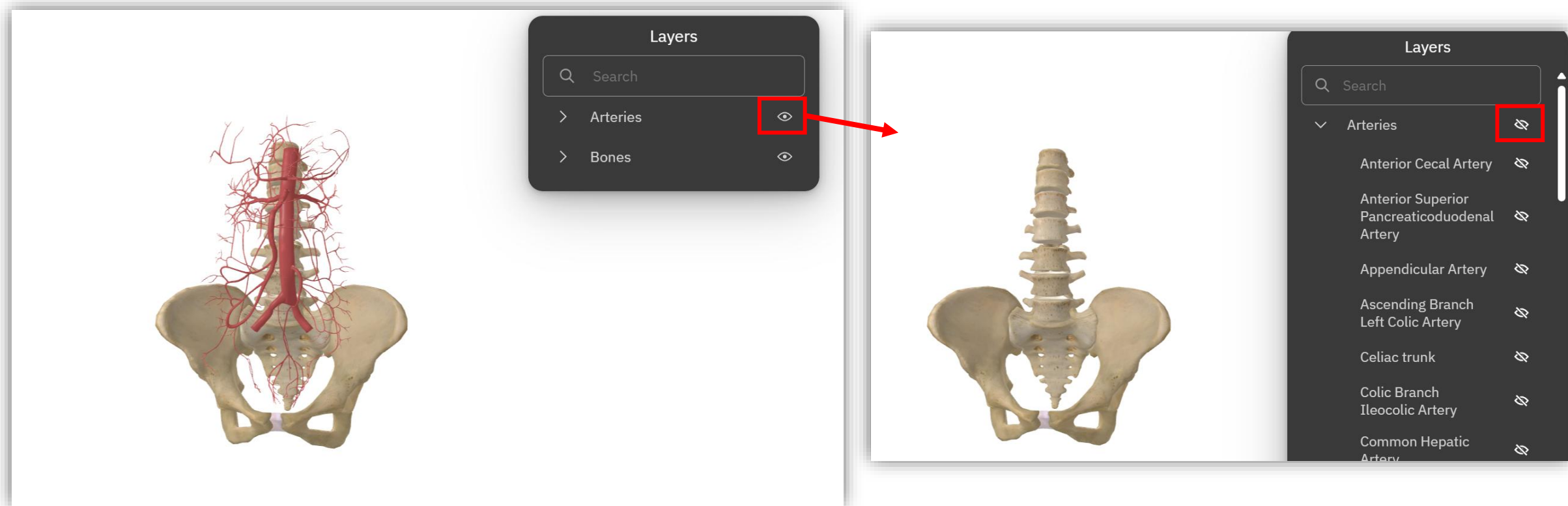
1. 點擊Anatomy 進入解剖圖鑑



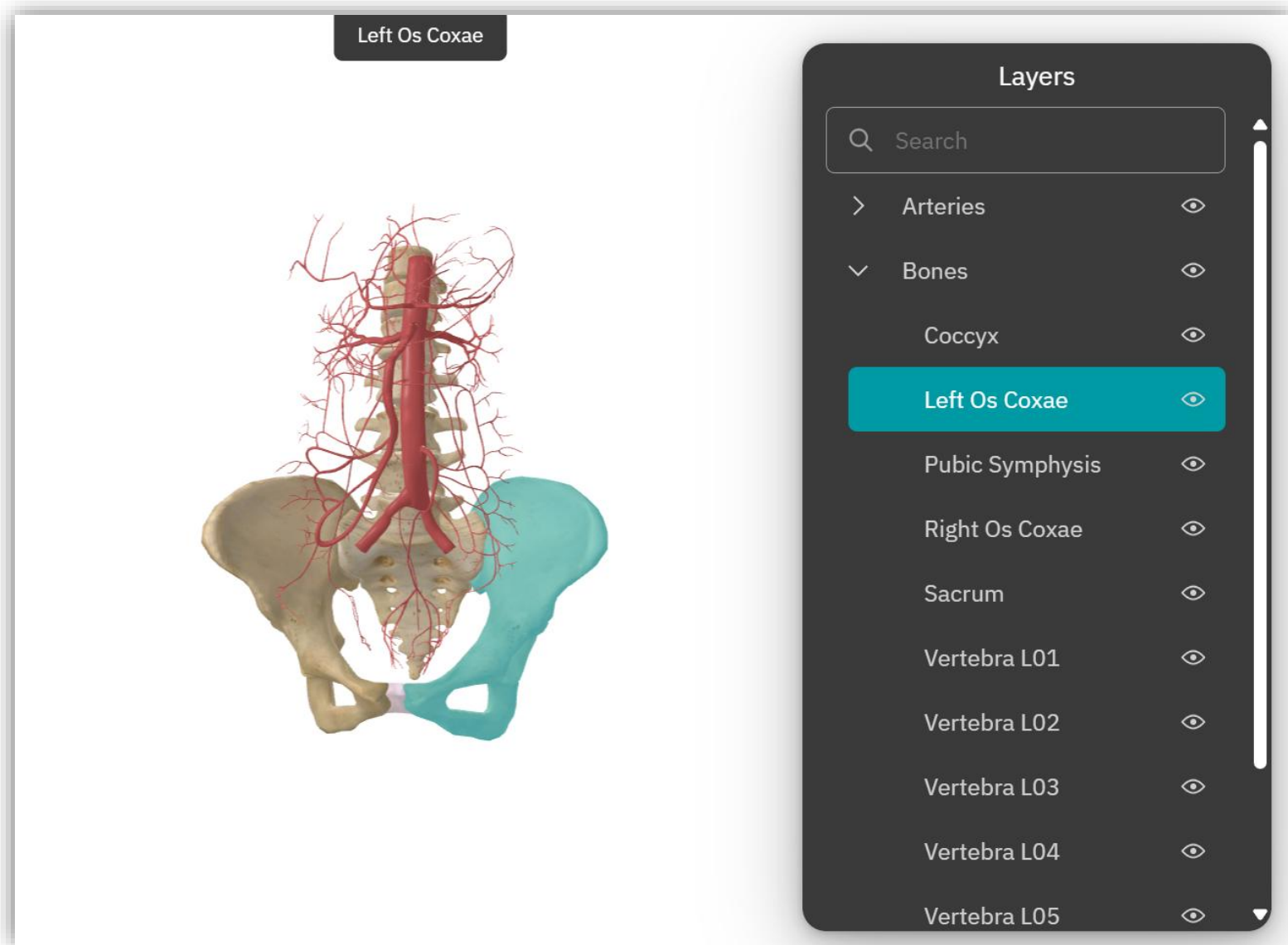
1. 點擊圖鑑進入，可依照所需角度自由旋轉及調整視角。



2. 可依各部位、血管、骨頭等選擇是否隱藏，幫助學習者清楚了解位置。



3. 直接點擊圖鑑，以藍綠色顯示點擊處及所對應的名稱。



1. 點擊Tests 瀏覽已通過測驗及所有測驗結果

incision

My Apps(5)

All Apps(7)

Learning

Courses

Learning

Anatomy

Learning

Tests

incision

Certificates

History

Search...

Date	Test Name	Score	Actions
Aug 8, 2024	Aberdeen Knot	100%	



2. Certificates為已通過測驗，可點擊Action的下載圖式下載認證PDF檔案。

incision

Certificates

History

Search...

Date	Test Name
Aug 8, 2024	Aberdeen Knot

incision

CERTIFICATE OF ACHIEVEMENT

THIS IS TO CERTIFY THAT


Jennifer Yong

has completed the course

Aberdeen Knot


August 8, 2024

Course score: 100%



RITSAART VAN MONTFRANS,
CEO INCISION ACADEMY

INCISION ACADEMY
IS ACCREDITED BY



Royal College
of Surgeons
ADVANCING SURGICAL CARE

a352c214a6b1863a

SHARING SURGICAL SKILLS

Score	Actions
100%	<div></div>

2. History為所有測驗結果，Status顯示是否通過，大拇指向上為通過。
僅有通過的測驗可於Action下載認證。

incision

Certificates

History

Search...

Date	Test Name	Score	Status	Actions
Apr 12, 2025	Philips HeartStart MRx M3535A	0%	👎	📄
Aug 8, 2024	Capillary Blood Sampling	20%	👎	📄
Aug 8, 2024	Aberdeen Knot	100%	👍	📄
Dec 8, 2023	Robot-Assisted Hiatal Hernia Repair	30%	👎	📄
Feb 17, 2021	Abdominal Aorta Exposure by Left Visceral Mobilization	0%	👎	📄
Jul 29, 2020	Surgical Table	20%	👎	📄
Jul 29, 2020	Surgical Table	20%	👎	📄
Jul 29, 2020	Surgical Table	20%	👎	📄





service@igrouptaiwan.com